



## TROUBLESHOOTING

- When the image does not appear on the screen, check the power source for the monitor and camera.  
Make sure that the voltage and polarity are properly connected and correctly supplied.
- When the image is too dim, check if the lens is stained.  
If dirty, clean the lens with a clean soft cloth. If clean, adjust the back focus of the lens.
- When the camera does not work properly, the camera housing is too hot or black lines appear on the screen, check if you have connected the camera to a proper power source. If there is no problem with the power connection, turn the camera off immediately and contact our service department for assistance.
- When the screen blinks too much, check if the camera is facing directly toward the sun or a fluorescent light.  
If so, adjust the angle or location of the camera.

## WARRANTY

- Products are supplied with limited warranty from the date of purchase.  
We will repair or replace the defective item with a new or factory rebuilt replacement.
- Transportation of the product to our service center is the responsibility of the user.  
Repaired or replaced product will be returned prepaid during the warranty period.
- This warranty applies to the original purchaser only.
- This warranty will be invalid if unauthorized repair or modifications are made to the unit or in any case of accident, misuse or damage caused by improper installation or altered serial numbers.
- The liability of the company has limited the cost of repair/replacement of the unit under warranty.
- If you need warranty service, please return the product to your distributor/dealer.  
Proof of purchase may be required.

## WARRANTY CARD


PRODUCT NAME				WARRANTY YEAR
DATE OF PURCHASE	/ DAY	/M	/Y	
WARRANTY DATE				
ADDRESS OF CUSTOMER	NAME			
	TEL			
CONTACT	NAME			
	AGENT			
	TEL			
- Please read the instruction manual again before asking for the A/S - Please explain exactly what the problem you have is,				
 				

## User's Manual

## VANDAL PROOF 3AXIS EYEBALL DOME CAMERA

COLOR 1/3" SONY SUPER HAD II  
CCD

MODEL : DEFY212EB



## FEATURES

- High Resolution 630TV Lines
- Vandal Resistant Housing (IP66)
- Video Test Output
- Easy Adjustment Zoom & Focus
- 0 Lux for Infrared Lighting Conditions